

# FundScrip Quick Start Guide

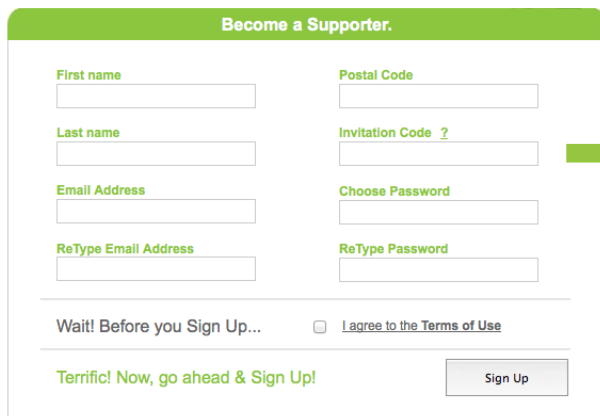
1

## How to Sign Up

1. Go to [www.fundscrip.com](http://www.fundscrip.com) and click on **Sign Up**




2. Complete the information in the **Become a Supporter** section and be sure to enter our group's **Invitation Code**. The code for our group is shown in the grey box below.



3. Click on **Sign Up** and you will be sent a confirmation email.
4. Click the link in the confirmation email and complete your registration.
5. Now you are ready to login, place orders and start supporting our group!

### Invitation Code for our Group



Click here to Sign Up. Watch your Inbox for the confirmation email from FundScrip.


2

## How to Place an Order

1. Go to [www.fundscrip.com](http://www.fundscrip.com) and click **Login** (top right of website)



2. **Login** by providing your email address and password
3. Click on the green **Buy Cards** button to begin adding gift cards to your cart



**When you have finished adding gift cards to your cart, you need finalize your order.**

1. Choose our group as well as the *campaign* you want to support
2. Choose a payment method:
  - Electronic Funds Transfer (EFT)
  - Credit Card
  - INTERAC® Online
  - Online Bill Payment Service

3. Choose a distribution method: \*
  - Hold for pick-up yourself at group distribution point
  - Hold for pick-up by your chosen representative at group distribution point
  - Direct Shipping to the Canadian destination of your choice
4. Check out and you are done!

### ***Want more detailed instructions on how to place an order?***

*Consider asking for the "Ordering for Supporters" document.*

### **Set it and Forget it!**



Set up a **Recurring Order** and never worry about forgetting to place your order again!

\* Please note that our group may not offer all these options